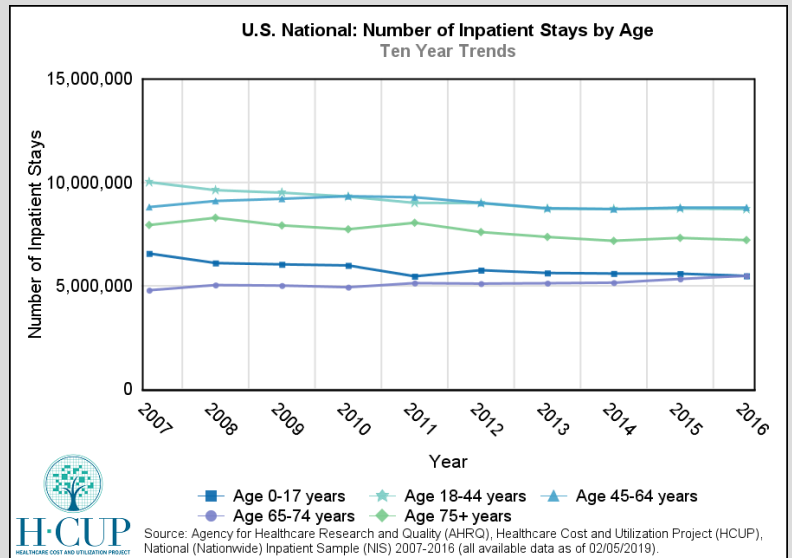


## What is HCUP Fast Stats?

Healthcare Cost and Utilization Project (HCUP) Fast Stats provides easy access to the latest HCUP-based statistics for health care information topics. HCUP Fast Stats uses visual statistical displays in stand-alone graphs, trend figures, or simple tables to convey complex information at a glance. Fast Stats is updated regularly for timely, topic-specific national and State-level statistics.

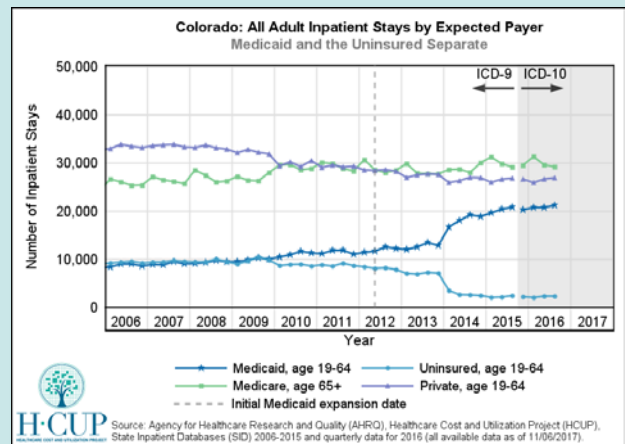
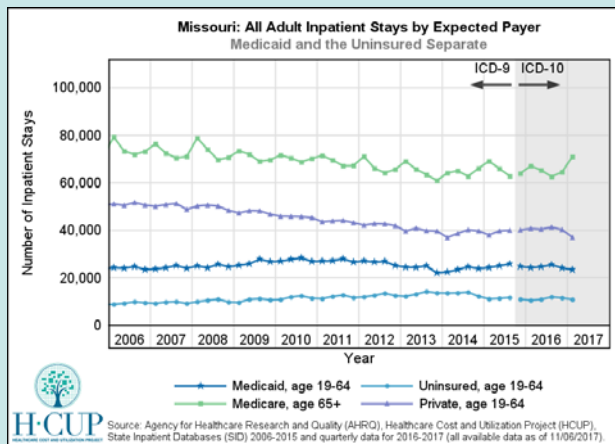
## National Hospital Utilization and Costs

*National Hospital Utilization and Costs* presents information on trends in inpatient stays including the most common diagnoses and the most common operations.



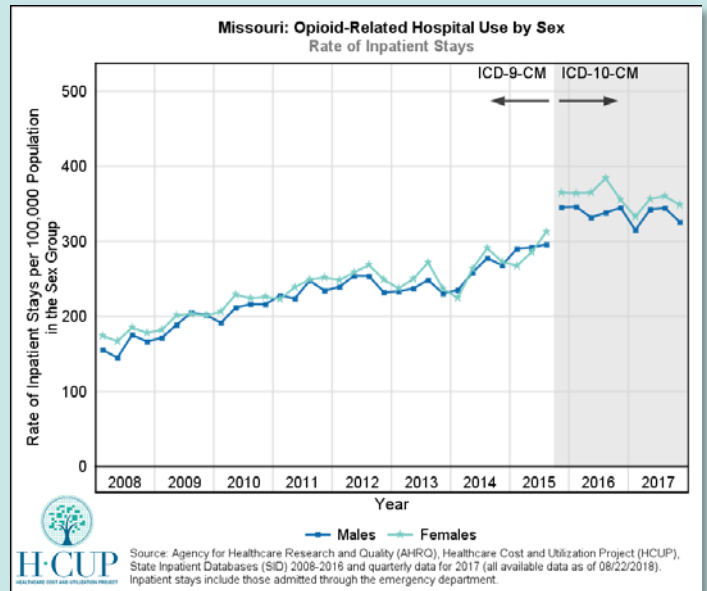
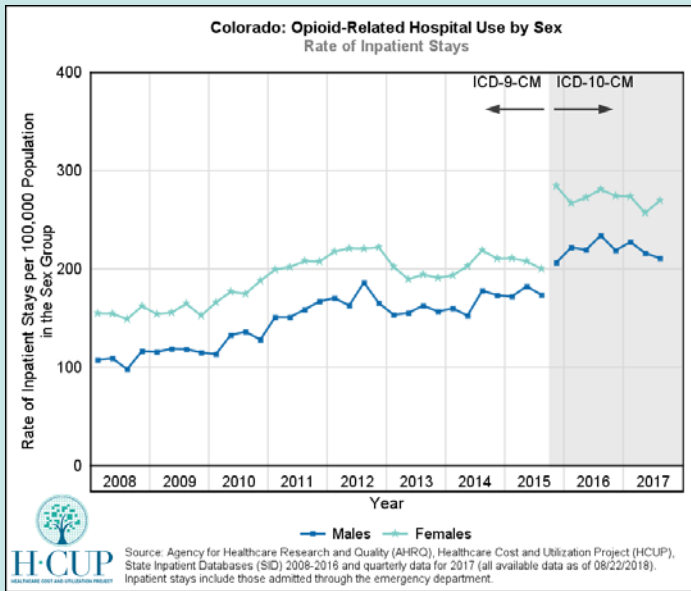
## State Trends in Hospital Use by Payer

*State Trends in Hospital Use by Payer* examines 10-year trends in the number of inpatient stays and emergency department visits by payer. State-level trends are presented overall and for five types of hospitalizations (maternal, mental health, injury, surgical, and medical) stratified by expected payer (Medicare, Medicaid, private insurance, and the uninsured).



# Opioid Related Hospital Use, National and State

The latest topic, *Opioid-Related Hospital Use*, provides information at the State and national level on opioid-related inpatient stays and emergency department visits overall and by age group, sex, community-level income, rural/urban location, and expected payer (Medicare, Medicaid, private insurance, and the uninsured). Trends are presented graphically as population-based rates for all patient characteristics except for expected payer, which are provided as counts of inpatient stays and ED visits.



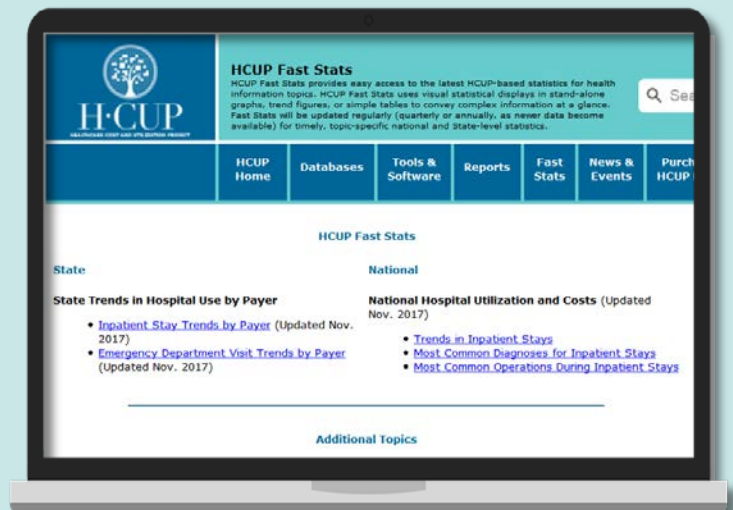
## Ready-To-Use, Downloadable Files

All Fast Stats topics include an export feature that provides a ready-to-use, downloadable Microsoft® Excel data file containing the same statistics found online in Fast Stats. In some cases, the Excel file may provide additional information to make your analysis easier.

To explore Fast Stats, visit the Fast Stats tool on the HCUP- US Web site at

[www.hcup-us.ahrq.gov/faststats/landing.jsp](http://www.hcup-us.ahrq.gov/faststats/landing.jsp).

Data are updated several times each year, and new topics are added regularly.



Agency for Healthcare Research and Quality

Advancing Excellence in Health Care • [www.ahrq.gov](http://www.ahrq.gov)

The Healthcare Cost and Utilization Project (HCUP, pronounced “H-Cup”) is a family of powerful health care databases, software tools, and products for advancing research. Sponsored by the Agency for Healthcare Research and Quality (AHRQ), HCUP includes the largest all-payer, encounter-level collection of longitudinal health care data (inpatient, ambulatory surgery, and emergency department) in the United States, beginning in 1988.

HCUP is a Federal-State-Industry Partnership that brings together the data collection efforts of many organizations – such as State data organizations, hospital associations, private data organizations, and the Federal Government – to create a national information resource. HCUP would not be possible without the contributions of data collection Partners from across the nation.

For more information about HCUP, please visit [www.hcup-us.ahrq.gov](http://www.hcup-us.ahrq.gov).